

Thank you!

Thank you for volunteering to participate in a clinical research study.

The journey toward changing patients' lives begins with you.

What you **must** / **must not** bring



ORIGINAL ID CARD
or passport/residence permit valid for the whole study period



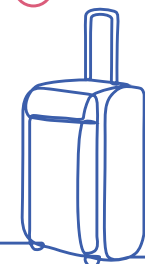
MEDICINES OR VITAMINS



CIGARETTES



FOOD & DRINKS



Be on time!

Your punctuality for any scheduled visit to the PCRU is crucial to guarantee optimal management of your appointment. If you show up late, you may be disqualified from the study.

Be aware!

If you bring to PCRU any form of medications, vitamins or dietary supplements you may be disqualified from the study.

PCRU is a modern facility that provides study-related clinical care and monitoring of the participants in our clinical trials. Within our facility, you'll have access to:



One of the 72 inpatient beds



Free Wi-Fi



A large relaxation and reading area



Lockers



Laundry room, showers and toilets



A multi-media room for entertainment and games



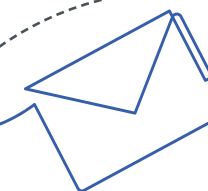
Do you want to **contact us**?

YOU CAN CALL
+32 2 556 70 02

You can call us from Monday to Friday from 08:00 to 17:15 CET

FREE NUMBER
00800/2636 2636

only from
Belgium • France • The Netherlands
Germany • The UK • Italy • Japan



WRITE US

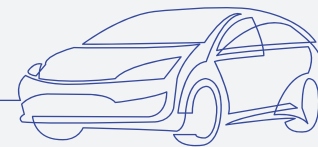
pfizervolrecruitment@pfizer.com



PFIZER S.A.
Lenniksebaan 808 Route de Lennik
1070 Brussels



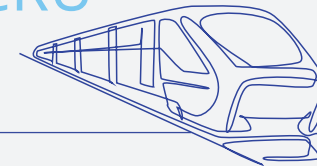
How to reach the PCRU coming by car



- 01** **Exit Lennik**
ON THE RO (RING OUEST) OF BRUSSELS, take the exit Lennik
- 02** **GO STRAIGHT ON THE 1ST ROUNDABOUT**
- 03** **INSTITUT BORDET**
AT THE 2^D ROUNDABOUT, take the exit to Institut Bordet (straight)
- 04** **AFTER APPROXIMATELY 100 METERS**, turn left and follow the signs to the Parking Bordet (main entrance Rue Meylemeersch, 1070 Brussels)

- PARKING BORDET**
- PARK YOUR CAR IN THIS PARKING**, that is open every day around the clock

How to reach the PCRU coming by metro



- ERASME 5**
- TAKE METRO LINE 5**, direction ERASME and exit at the terminus (station Erasme)
- COUNT 5 MINUTES WALK** from the Metro to our offices

- FOLLOW THE SIGN TO THE → HÔPITAL DE JOUR**
- 4 → RECEPTION**
- When entering the building of the day hospital, take the elevators to your left and go to the reception desk at the 4th floor.
- Pfizer Clinical Research Unit : 4th level of Erasme Day Hospital, Route de Lennik 808, 1070 Brussels



Everything you need to know for admission

PCRU Welcome Brochure

Visit website



- Pfizer Clinical Research Unit Brussels
- pfizercru_brussels
- www.pfizerclinicaltrials.com/pcru-brussels

